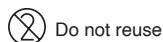


# SAFETY SCALPEL



## 【Contraindications and Prohibitions】

### <Applications (Applicable Patients)>

Do not use the product on any patients who are sensitive or allergic to metal.

### <Prohibitions>

Re-use prohibited

Re-sterilize prohibited

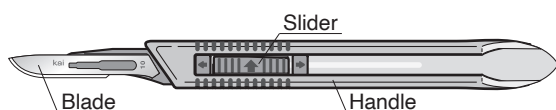
Do not use the product when the aseptic condition of the products is considered to be lost due to damage/breakage of package.

Do not perform any second processing such as disassembling or modifying.

## 【Shape and Structure】

This product is a disposable surgical scalpel which consists of blade, slider and handle.

### 1. Physical Appearance



### 2. Main Blade Shapes



### 3. Material

Blade: Stainless Steel (Chromium contained)

### 【Purpose】

This product is a scalpel for surgery. This product is single use.

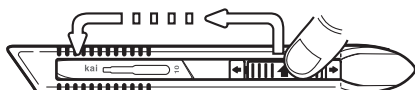
### 【Handling and Use】

To use the scalpel, follow the established surgical method.

The steps for extending and retracting the blade are as follows.

#### 1. Pushing out the blade

Hold the slider up and shift it forward. After the blade is pushed out, release the slider and confirm if it is fixed.



#### 2. Retracting the Blade

Hold the slider up and shift it backward. After the blade is retracted in the holder, release the slider and confirm if it is fixed.



## 【Precautions for Use】

### Important Precautions

- (1) Do not use the product if the package is damaged/broken (The aseptic condition cannot be assured even though the product is within their expiry date).
- (2) When removing the product from the package and extending the blade, do this procedure with care of the blade. If the blade gets contact with anything else, do not use the product and replace it with a new one.
- (3) Do not use the product if any abnormality such as damage/breakage is recognized.
- (4) Handle the products with care in order to avoid being injured by the blades (The blade is so sharp that it would injure).
- (5) After the usage of the products, retract the blade into the holder and confirm it is fixed inside.
- (6) After the usage of the products, be aware of the risk of infections and dispose them properly as medical waste with the perspective of preventing infection.

## 【Storage and Expiration Date】

### 1. Storage

- (1) Avoid exposing the product to high temperature, high humidity, direct sunlight and water. Store the product at the ambient temperature.
- (2) Store the product in a clean and dry place without loading anything on the products.
- (3) Do not store the product together with chemical products or in an area where gas occurs.
- (4) Avoid damaging or making pinholes to package materials.

### 2. Expiration Date

Check the expiry date which is indicated on the individual and external package.

### 【Manufacturer】

KAI INDUSTRIES CO., LTD.  
1110 Oyana, Seki-shi, Gifu 501-3992, Japan